


# L2-16B



## Features

- 15 kHz to 30 MHz frequency range
- Up to 16 A continuous rated output current
- Suitable for DC to 60 Hz power lines
- Built-in, selectable 150 kHz high pass filter
- Artificial Hand circuit
- Local and remote control from PMM EMI receivers
- Meets the requirements of several standards including CISPR 16-1-2, VDE 0876, FCC part 15, MIL-STD 461F
- Powering the EUT
- EUT termination to a standardized impedance with respect to ground
- Couples the measuring receiver to the disturbance generated by the EUT
- Decouples the measuring receiver from unwanted RF signals from the power line

Artificial networks or Line Impedance Stabilization Networks (LISNs) are ancillary devices for the repeatable, accurate measurement of the disturbance voltage that EUT (equipment under test) may inject into the power mains.

This is accomplished through the use of reference impedance values and phase responses across the frequency range of the test.

L2-16B is suitable for measurement on AC single phase and DC power circuits from DC to 60 Hz.


The equivalent V-Network circuit of  $50 \Omega // (5 \Omega + 50 \mu\text{H})$  with 250  $\mu\text{H}$  choke is fully compliant with common standards.

PMM LISNs feature robust and stable mechanical construction, high quality electric components, easy and perfect grounding and solid input-output power connections. They can be used with any EMI receiver or spectrum analyzer and are built to provide safe, repeatable measurements.

# L2-16B

## SPECIFICATIONS

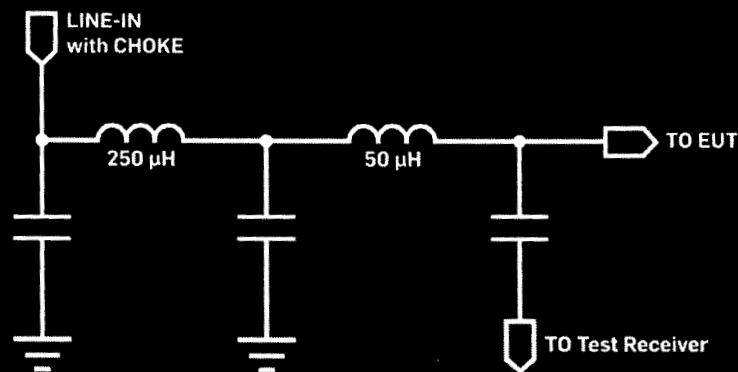
Frequency range	9 kHz to 30 MHz
Continuous rated output current	16 A
Maximum permissible operating voltage (L/N) (L/PE)	250 Vac 350 Vdc
Supply frequency range	DC to 60 Hz
Equivalent circuit	50 Ω // [5 Ω + 50 μH] with 250 μH choke
RF output	BNC female
Test item	SCHUKO connector
Line plug	IEC 60320 C20
Operating temperature	-10 °C to +45 °C
Storage temperature	-25 °C to +75 °C
Dimensions (W x H x D)	230 x 105 x 285 mm
Weight	5,5 kg



**L2-16B** single-phase Artificial Mains Network  
Includes: power supply cable, RF cable, LISN remote control cable, user's manual, calibration certificate.

**LISN service kit**  
(AC-BNC adapter for LISN verification and calibration)

- As a safety precaution, due to the ground protection relays, properly rated insulating transformers must be installed between the power mains and the LISN inputs.
- Noise levels may require the installation of properly rated mains filters to reduce unwanted signals.



L2-16B equivalent circuit

## Related products

### Receivers

- 7010/00: EMI Receiver 150 kHz to 1 GHz
- 7010/01: EMI Receiver 9 kHz to 1 GHz
- 7010/02: EMI Receiver 9 kHz to 30 MHz
- 7010/03: EMI Receiver 9 kHz to 3 GHz
- 9010: EMI Receiver 10 Hz to 30 MHz
- 9010F: EMI Receiver 10 Hz to 30 MHz
- 9010/03P: EMI Receiver 10 Hz to 30 MHz
- 9010/30P: EMI Receiver 10 Hz to 30 MHz
- 9010/60P: EMI Receiver 10 Hz to 30 MHz

### LISNs

- L3-32: 4 lines, 3-phase AMN, 32 A
- L3-64: 4 lines, 3-phase AMN, 63 A
- L3-64/690: 4 lines, 3-phase AMN, 63 A
- L3-100: 4 lines, 3-phase AMN, 100 A
- L1-150M: single-path, 50 Ohm AMN, 150 A
- L1-150M1: single-path, 50 Ohm AMN, 150 A

### RFI Filters

- FIL-L2-16F: single phase RFI filter, 16 A
- FIL-L2-24M: single phase RFI filter, 24 A
- FIL-L3-32M: 3-phase+neutral RFI filter, 32 A
- FIL-L3-70M: 3-phase+neutral RFI filter, 70 A